



# Five-in-a-Row: Subtraction

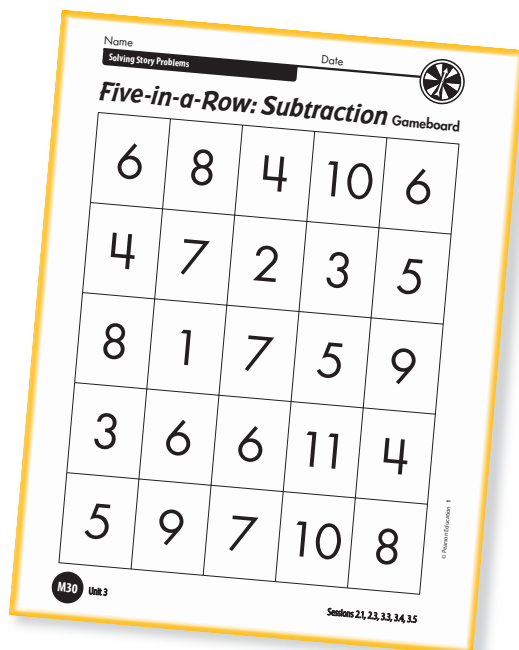
## You need

- 7–12 number cube 



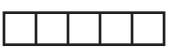

- dot cube 

- 20 counters 

- gameboard



## Play with a partner. Work together.

- 1 Player 1 rolls two cubes. 
- 2 Player 1 subtracts the smaller number from the larger number.   $7 - 4$
- 3 Player 1 covers that number on the gameboard.
- 4 Player 2 takes a turn, following steps 1–3.
- 5 If the number is already covered, roll again.
- 6 The game is over when all of the numbers in one row are covered. The numbers can go across , down , or corner to corner.

